










Moreton Bay Virtual Reef

CORALWATCH

This virtual reef shows you different coral types and the difference between bleached and healthy corals. You can use the Coral Health Chart to measure the health of these corals.



Do you know? Moreton Bay has more than 120 coral species?

	B1	B2	B3	B4	B5	B6	C
E6							
E5							
E4							
E3							
E2							
E1							
	D1	D2	D3	D4	D5	D6	

CORAL HEALTH CHART

The Coral Health Chart is based on the actual colours of bleached and healthy corals. Each square on the Chart corresponds to the concentrations of symbiotic algae which live in the coral tissue.

TIP
Avoid measuring growing tips of corals because they are naturally white.

INSTRUCTIONS

For each coral, use the Coral Health Chart to record:

- darkest and lightest colour scores
- coral type



Boulder (BO)



Branching (BR)




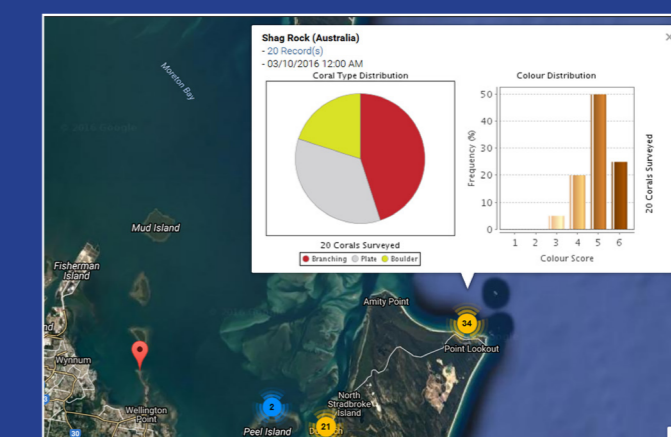
Plate (PL)



Soft (SO)

WWW.CORALWATCH.ORG

Visit our website to view Moreton Bay and worldwide data for reefs, and compare coral health scores between reefs and over time.



CORALWATCH

© 2017 CoralWatch
Queensland Brain Institute
The University of Queensland

This poster is part of the Moreton Bay Education Package, to order contact CoralWatch: info@coralwatch.org

Photos: Chris Roelfsema & CoralWatch

Funded by:



THE UNIVERSITY
OF QUEENSLAND
AUSTRALIA



ACT NOW for the future of our reefs

