




Capricorn Coast Virtual Reef

CORALWATCH

This virtual reef shows you different coral types and the difference between bleached and healthy corals. You can use the Coral Health Chart to measure the health of these corals.



Do you know? Port Curtis and Keppel Bay have more than 150 coral species?

B1	B2	B3	B4	B5	B6	D1
E6	E5	E4	E3	E2	E1	D1

CORAL HEALTH CHART

The Coral Health Chart is based on the actual colours of bleached and healthy corals. Each square on the Chart corresponds to the concentrations of symbiotic algae which live in the coral tissue.

TIP
Avoid measuring growing tips of corals because they are naturally white.

INSTRUCTIONS

For each coral, use the Coral Health Chart to record:

- darkest and lightest colour scores
- coral type



Boulder (BO)



Branching (BR)




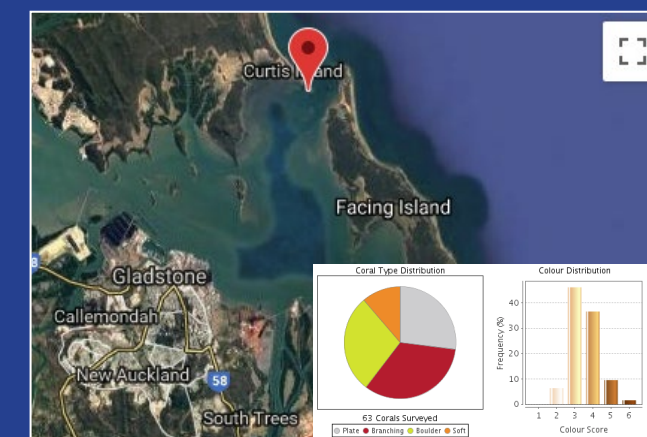
Plate (PL)



Soft (SO)

WWW.CORALWATCH.ORG

Visit our website to view Port Curtis, Keppel Islands and worldwide data for reefs, and compare coral health scores between reefs and over time.



CORALWATCH
© 2019 CoralWatch
Queensland Brain Institute
The University of Queensland

This poster is part of the Capricorn Coast Coralwatch Education Package package, to order contact CoralWatch: info@coralwatch.org

Photos: CoralWatch, Andrew Gill, Karen Hofman, Diana Kleine

Funded by:



This project is supported by Fitzroy Basin Association Inc., through funding from the Australian Government's National Landcare Program.





CORALWATCH

ACT NOW

for the future of
our reefs



www.coralwatch.org

Keppel Reef