

Collecting Virtual Data

Following the instructions on the back of the Coral Health Chart, match the colours of the virtual reef poster with the colour scores on the chart. Record colour code and coral type in the table below.



Your name:

Reef name:

Country:

CORALWATCH

Coral NO.	COLOUR CODE		CORAL TYPE (please tick)			
	Lightest	Darkest	 Boulder	 Branching	 Plate	 Soft
1						
2						
3						
4						
5						
6						
7						
8						
9						
10						
11						
12						
13						
14						
15						
16						
17						
18						
19						
20						



GPS coordinates (if available):

Date:

Time:

Depth:
m / feet

Sea temp:
°C / °F

Sunny / cloudy / raining
Walking / snorkelling / diving
(please circle)

Your **DATA** is important to us,
transfer your findings using
'CoralWatch Data Entry' Apps
 Google play  App Store
or enter your data online at
WWW.CORALWATCH.ORG

Follow us   

Collecting Virtual Data

Following the instructions on the back of the Coral Health Chart, match the colours of the virtual reef poster with the colour scores on the chart. Record colour code and coral type in the table below.







Your name:

Reef name:

Country:

CORALWATCH

Coral NO.	COLOUR CODE		CORAL TYPE (please tick)			
	Lightest	Darkest	 Boulder	 Branching	 Plate	 Soft
1						
2						
3						
4						
5						
6						
7						
8						
9						
10						
11						
12						
13						
14						
15						
16						
17						
18						
19						
20						



GPS coordinates (if available):

Date:

Time:

Depth:
m / feet

Sea temp:
°C / °F

Sunny / cloudy / raining
Walking / snorkelling / diving
(please circle)

Your **DATA** is important to us,
transfer your findings using
'CoralWatch Data Entry' Apps
 Google play  App Store
or enter your data online at
WWW.CORALWATCH.ORG

Follow us   